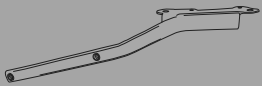
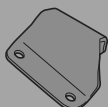
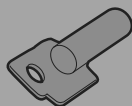






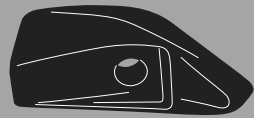


1121FZ - KZ1121

MONORACK SPECIFICO - SPECIFIC MONORACK - MONORACK SPECIFIQUE - SPEZIFISCHES MONORACK - MONORACK ESPECÍFICO - MONORACK ESPECÍFICA

HONDA CB500X (2013)

N°	Descrizione	Caratteristiche	Codice	Quantità	
1	Supporto - Support - Support Halterung - Soporte - Apoio	-	LT0954	2 (Dx;Sx)	
2	Supporto - Support - Support Halterung - Soporte - Apoio	Sp. 4mm	GL2404	2 (Dx;Sx)	
3	Supporto - Support - Support Halterung - Soporte - Apoio	Sp. 4mm	GL2405S	2 (Dx;Sx)	
4	Vite - Screw Vis - Schraube Tornillo - Parafuso	TECF M8x20	820TECF	4	
5	Vite - Screw Vis - Schraube Tornillo - Parafuso	TEF M6x16	616TEF	2	
6	Vite - Screw Vis - Schraube Tornillo - Parafuso	TCEI M8x25	825TCEI	4	
7	Dado - Bolt - Ecrou Mutter - Tuerca - Porca	Auto Bloccante Flangiato M8	8DADIAFLN	2	
8	Coprivite - Screw Cap Cache Vis - Stopsschraube Tapa Tornillo - Boné Parafuso	Ø8	Z801	4	
9	Rondella - Washer Rondelle - Scheibe Arandela - Arruela	Ø8x20	820RON	2	
10	Particolari Inclusi Nel Kit Viteria Della Piastra Components Included In The Fitting Kit Of The Plate Pièces Incluses Dans Le Kit De Vis De La Platine Die Einzelnen Teile Sind Bei Montagekit Der Platte Enthalten Despices Incluidos En El Kit De Anclajes De La Parrilla Explodiu Incluído No Kit As Âncoras Da Grelha	-	-	-	-
11	Componenti Originali Original Parts Parties Originales Original Bauteile Componentes Originales Componentes Originais	-	-	-	-
12	Gomma Sagomata Rubber Cushion Caoutchouc Profile Geformte Gummi Goma Protectora Protetor De Borracha	-	Z2274DX/SX	2 (Dx;Sx)	

1121FZ - KZ1121

MONORACK SPECIFICO - SPECIFIC MONORACK - MONORACK SPECIFIQUE - SPEZIFISCHES MONORACK - MONORACK ESPECÍFICO - MONORACK ESPECÍFICA

HONDA CB500X (2013)

ATTENZIONE: PESO MASSIMO SOPPORTABILE 6KG.


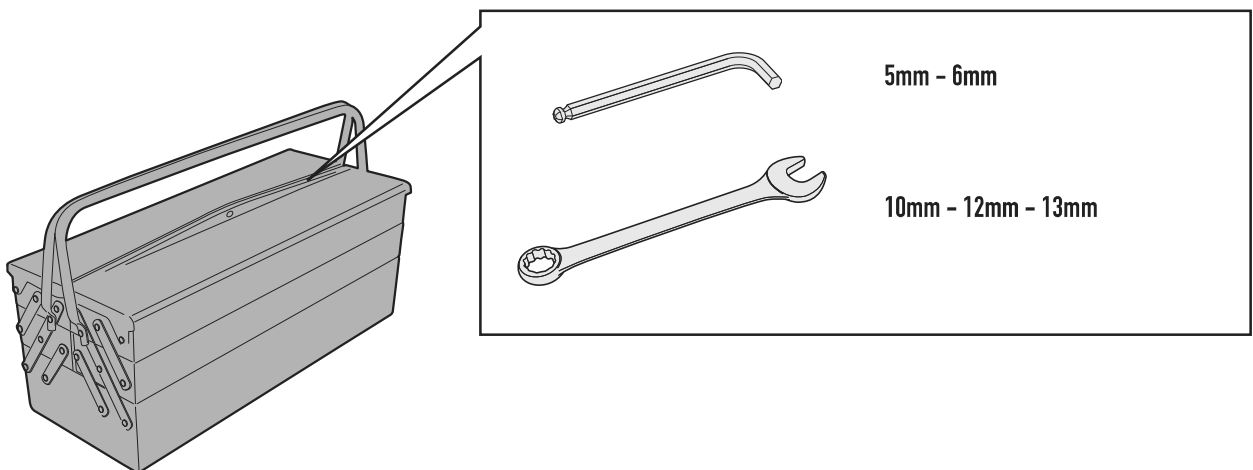
WARNING: MAX. LOADING 6KG.(13LBS)

ATTENTION: CHARGE MAXIMALE 6KG.

ACHTUNG: MAXIMALE BELASTUNG 6KG.

¡ATENCIÓN!: CARGA MÁXIMA AUTORIZADA 6KG.

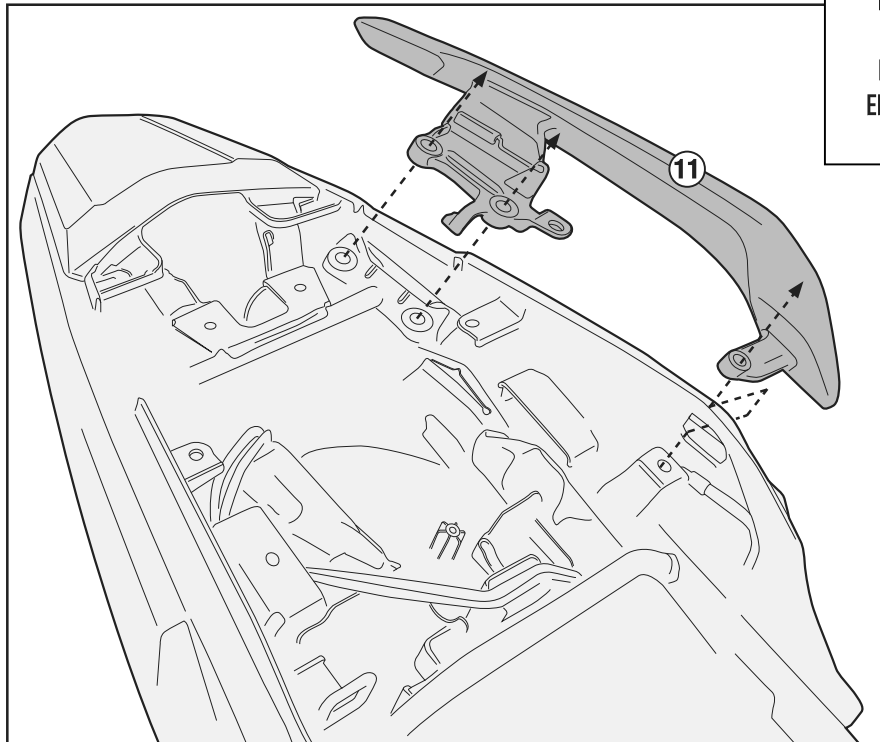
ATENÇÃO: 6 KG CARGA MÁXIMA AUTORIZADA.



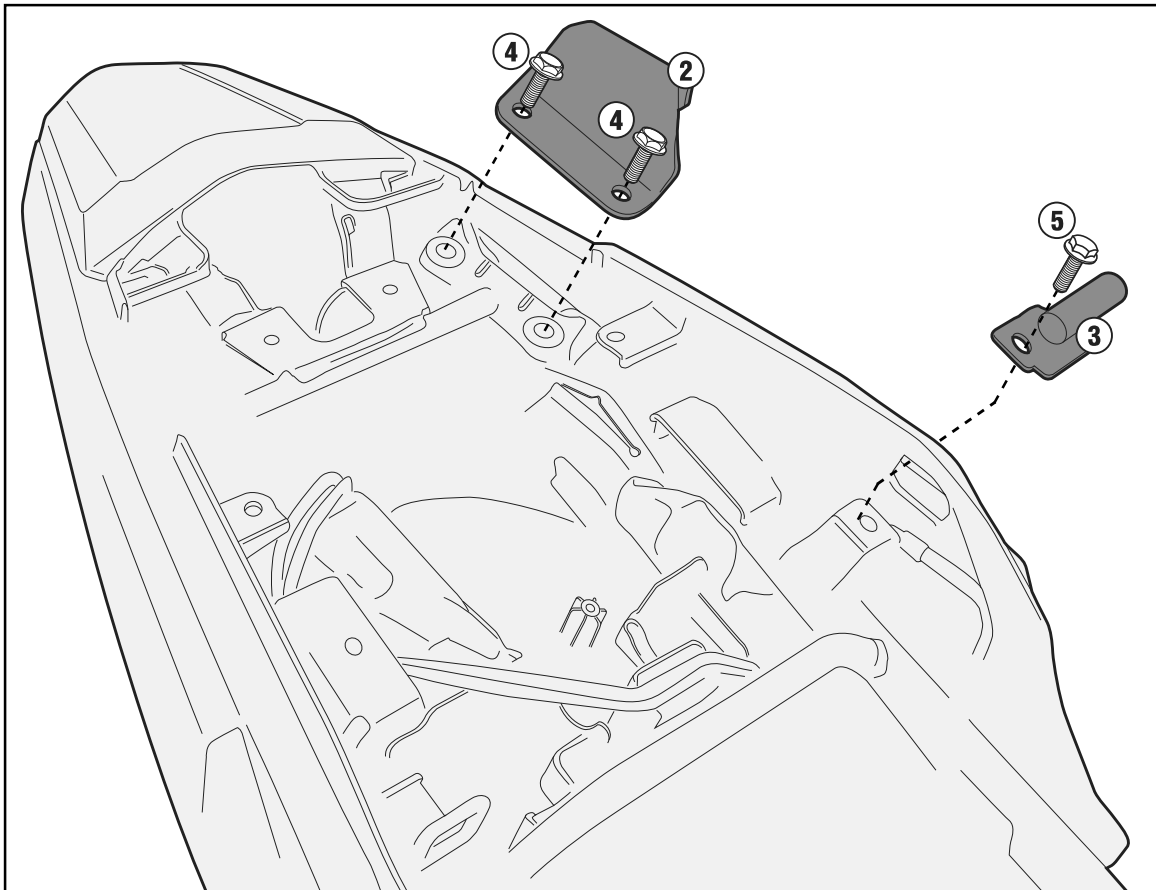
1121FZ - KZ1121

MONORACK SPECIFICO - SPECIFIC MONORACK - MONORACK SPECIFIQUE - SPEZIFISCHES MONORACK - MONORACK ESPECÍFICO - MONORACK ESPECÍFICA

HONDA CB500X (2013)



TOGLIERE
REMOVE
ENLEVER
ENTFERNEN
QUITAR

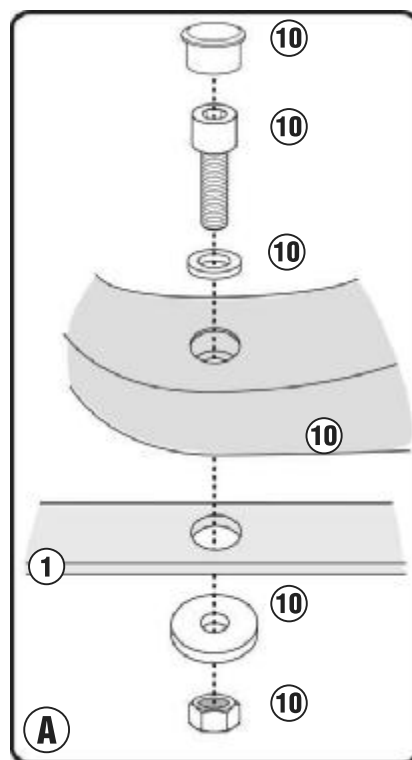
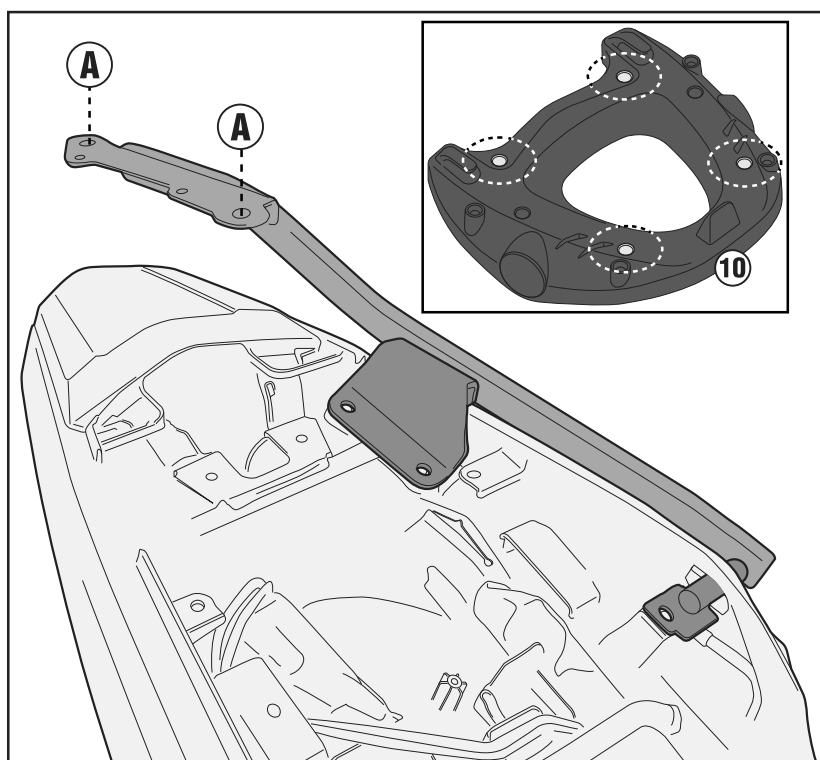
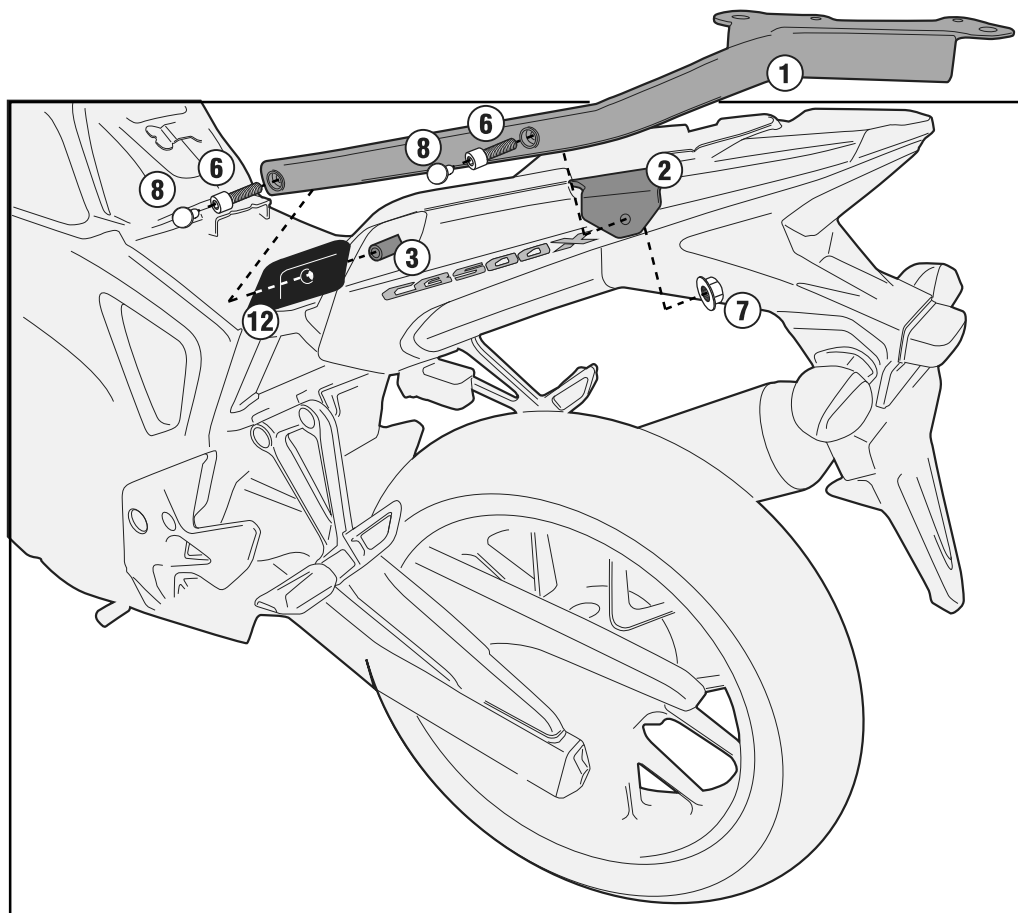


ISTRUZIONI DI MONTAGGIO - MOUNTING INSTRUCTIONS
INSTRUCTIONS DE MONTAGE - BAUANLEITUNG
INSTRUCCIONES DE MONTAJE - INSTRUÇÕES DE MONTAGEM

1121FZ - KZ1121

MONORACK SPECIFICO - SPECIFIC MONORACK - MONORACK SPECIFIQUE - SPEZIFISCHES MONORACK - MONORACK ESPECÍFICO - MONORACK ESPECÍFICA

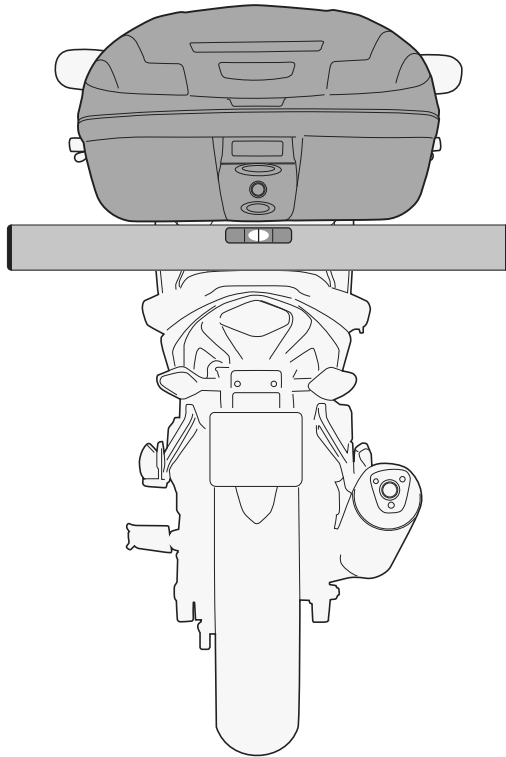
HONDA CB500X (2013)



1121FZ - KZ1121

MONORACK SPECIFICO - SPECIFIC MONORACK - MONORACK SPECIFIQUE - SPEZIFISCHES MONORACK - MONORACK ESPECÍFICO - MONORACK ESPECÍFICA

HONDA CB500X (2013)



ATTENZIONE:

Terminato il montaggio verificare che la piastra e, quindi, il bauletto risultino perfettamente orizzontali. In caso contrario, compensare l'inclinazione aggiugnendo 2 rondelle (particolare n°9) come indicato nelle figure A-B.

WARNING:

Once you have finished the coupling, check that the plate is fully horizontal, if not add the 2 washers (item n°9), as shown in pictures A and B, to readjust the difference.

ACHTUNG:

Am Ende der Montage prüfen Sie, dass sich die Platte und daher der Koffer in einer perfekten horizontalen Position befinden. Andernfalls gleichen Sie die Neigung durch Einfügen von 2 Scheiben aus (Position Nr. 9) wie in den Bildern A-B gezeigt.

